


**David
Carr**

Speech 1 & 2



COURSE GUIDES/ OVERVIEW / ANCHORS

This class is a practical course designed to offer the novice speaker a number of opportunities to organize and prepare public speaking assignments. The course will also offer a “laboratory setting” where the beginning speaker can actually stand in front of a live audience and present his/her practiced performance. In addition to public speaking, further performance opportunities may be included in the area of public oral reading. Students will learn about the role of communication in our lives, the communication model, spatial relationships, delivery styles, and the effectiveness of language, gestures, and organization techniques. You will have daily reading assignments from your “unit packet” reading materials. I will supplement your reading materials with class notes. You will have unit quizzes over all of this material.



ASSIGNMENTS ONLINE!

If you forgot to write down your homework or you missed class, look on ESD Gradebook and choose the calendar feature. I will load all assignments, tests, and quizzes for the week in the

REMIND.COM MESSAGE ALERTS

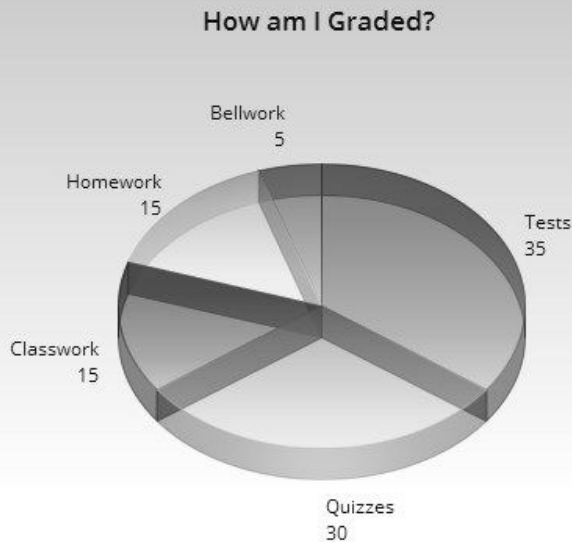
Sign up for the class text alerts for updates on homework, tests, quizzes, and other important due dates. Download the REMIND App! Text **FILL IN THE NUMBER**

CLASS MATERIALS

- Index Cards

HOW TO REACH ME:


- davidcarr@ssas.org
- 941.447.9774 X1416



GRADES

Grades will be available in the ESD Portal—students and parents should have their own individual log ins. **ALL SPEECHES ARE ARE WEIGHTED AS A TEST 35%**

Keep this in your class folder.



Engage, Enlighten, Empower

YEAR PLAN

Speech 1:

Speech 2:

MAKE UP WORK

The student has one school day to make up work for each school day excused absence (day for a day). For example, the student is out for 4 school days then the student has 4 school days to turn in the make-up work. Work can be made up for excused absences, out-of-school suspension, religious holidays, and excused tardies.

Students should use the extra copies bin and assignment calendar in the classroom to find missing work/ make up work.

Planned trips and holidays may not apply—try to do make up work BEFORE your trip. Remember to email the principal for approval of trips.

Parents may call the front desk to request make up work for any absences over two days.

Long term projects and tests scheduled before the absence do NOT apply. Students will sit for a test the day that they return.

LATE WORK

Students must turn in work when it is due so that they do not lose points.

Late work will lose 10% each day that it is late.

Long-term Projects will receive harsher penalties for tardiness. They will be accepted, however, for at least a 50% before the quarter ends.

Plagiarism or copying work will result in a zero and a detention.

DONATIONS ARE APPRECIATED!

- item
- Item

Give Me Five:

1. Eyes on Speaker
2. Quiet
3. Be Still
4. Hands Free
5. Listen



PROCEDURES, PROCEDURES, PROCEDURES

- Enter class quietly and sit in your assigned seat.
- Put all required materials on your desk.
- Write your homework in your agenda book.
- Begin bellwork.
- Wait for further instructions from your teacher.
- Do not pack up early, the teacher will dismiss you.
- Turn in all work in your class period's wall bin.

RULES & CONSEQUENCES

Rules

- Show respect to teachers, students, and other's property.
- Follow all directions.
- Raise your hand to be called upon.
- Be prepared to learn every day.

Consequences

1. Warning (silent look or verbal)
2. Write the Rules
3. Behavior Essay w/ Connect Ed
4. Morning Detention w/ Connect



Did you write your name on your paper?

	First Name Last Name
	Period
Assignment Title	Date

RESTROOM/ POTTY / TOILET

How to Leave the Classroom

1. Write a pass in your agenda, on today's date.
2. Write destination and time.
3. Bring to your teacher silently.
4. They will sign it
5. Sign the sign out by the door
6. Leave quietly

Materials and Library Services

Parent Permission for Student Viewing of Video

Instructions: The purpose of this form is to notify you, the parent or legal guardian, that a PG, PG-13, R, NR video will be shown to your child's class. Please Read the information below pertaining to this material and write your child's name in the area provided and check the appropriate line at the bottom of this form. If you have questions or concerns, please contact me directly.

Sign and Return the completed form by **FRIDAY FOR A 100%!**

Teacher:

Contact Info:

Video Rating: G/ PG/PG13/R

MPAA (Motion Picture Association of America) Ratings Guide

G – General Audiences

*PG – Parental Guidance Suggested (Some materials may not be suitable for young children)

*PG-13 – Parents Strongly Cautioned (Some materials may be inappropriate for children under 13)

*R – Restricted (Anyone under 17 must be accompanied by a parent or adult guardian)

*NR – Not Rated (Film was never rated)

Films that may be shown in full :

(strike through any films that you object to)

FILL IN ENTIRE LIST OF ANYTHING THAT IS PG OR HIGHER FOR THE SCHOOL YEAR!

Films that will be shown in excerpt:

(strike through any films that you object to)

FILL IN ENTIRE LIST OF ANYTHING THAT IS PG OR HIGHER FOR THE

School: SSA+S

This material has been selected by the teacher because it supports the classroom curriculum and supports one or more of the guidelines listed below for selecting appropriate material for instruction:

Education significance
Reading Level

Need and value to course
Relationship to course of study

Timeliness or Permanence
Organization/Presentation of content

The principal has been notified that a rated film will be used in the classroom for education purposes: ___ Yes ___ No

Student Name: _____ DOB: ____/____/____

_____ I grant permission for my child to view the aforementioned videos.

Appropriate assignments and/or tests will be used to evaluate the subject covered.

_____ I do not grant permission for my child to view the aforementioned videos.

Provisions will be made for your child to have supervised, comparable instruction during the viewing time. Students whose parents do not grant permission to view the material will not be penalized.

_____/_____/_____
Parent/Guardian Signature Date

Return this page to your teacher by Friday.

Contract and Information Sheet

Student Name:

_____ Class Peri-

od:_____

I, _____, have thoroughly read, understand and accept the expectations set forth for success in this classroom. My parent(s)/guardian(s) have also read, understood and accepted the terms set forth.

_____ Date:_____

_____ Student Signature

_____ Date:_____

_____ Parent/Guardian Signature

These expectations are due by Friday. This will be due at the beginning of class for a homework grade and must contain both a parent/guardian and student signature.

Return this page to your teacher by Friday.